



Mitchell®

Ukulele



Instruction Booklet

ukulele styles



SOPRANO

CONCERT

TENOR

BARITONE

tuning your ukulele with a Tuner

The easiest way to tune your ukulele is with an electronic tuner, available at your local music dealer. Any chromatic tuner will work, and many of them have “ukulele” mode. Simply attach the clip on tuner to your head-stock, as shown and follow the instructions for your tuner.



standard tuning for soprano/concert ukuleles

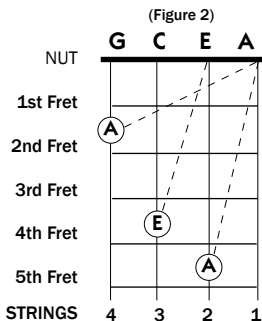
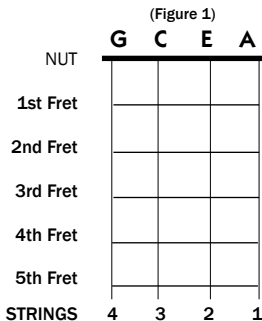
4th String = **G** 3rd String = **C** 2nd String = **E** 1st String = **A**

tuning your ukulele by ear

If a tuner is not available, the ukulele can be tuned by ear. Tune the first string to “A”, as best as you can. You can use a pitch pipe, piano or other instrument for reference. Tune each string as shown. (Figure 1)

Press and hold the 5th fret of the 2nd string and tune to equal the pitch of the first string by turning the 2nd string tuning peg clockwise to raise or lower pitch. (Figure 2)

Repeat the above process for strings 3 & 4 - the 4th fret of the 3rd string should be equal to the pitch of the 2nd open string; the 2nd fret of the of the 4th string should be equal to the open 1st string.



how to play your ukulele

Place your left hand on the fretboard. Use the index finger for fret #1, middle finger for fret #2, and so on. Follow the fretboard diagrams on the last page and throughout this booklet to form your chords.



strum patterns

Strum downward (“/” in song notation) beginning with the fourth string (closest to the player) and strumming all four strings in a single motion toward your feet. Use a pick or your index finger of the right hand directly over the soundhole for best results.

Strum upward (“v” in song notation) starting at the first string and toward the player.

songs

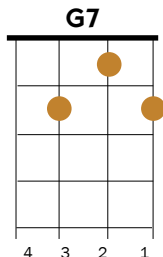
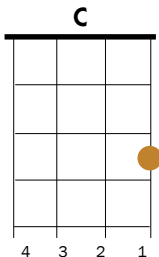
Row, Row, Row Your Boat

C

/ / / v / / v / v / / /
Row Row Row your boat, Gently down the stream,

G7 **C**

/ v / / v / / v / / v / v /
Merrily, merrily, merrily, merrily, Life is but a dream.

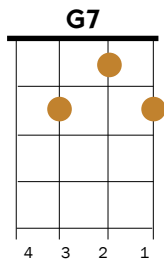
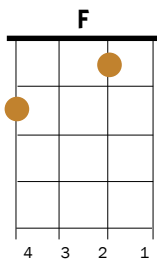
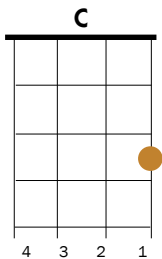


Twinkle, Twinkle Little Star

C **F** **C** **G7** **C** **G7** **C**
/ / / / / / / / / / / / / / / /
Twinkle, twinkle, lit-tle star, how I wonder what you are

G7 **C** **G7** **C** **G7** **C** **G7** **C** **G7**
/ / / / / / / / / / / / / / / /
Up a-bove the world so high, like a diamond in the sky,

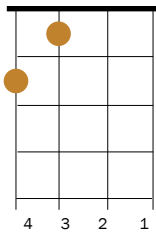
C **F** **C** **G7** **C** **G7** **C**
/ / / / / / / / / / / / / / / /
Twinkle, twinkle, lit-tle star, how I wonder what you are.



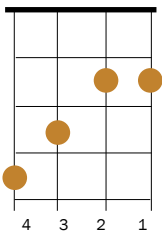


basic chord chart

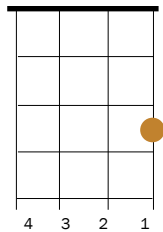
A



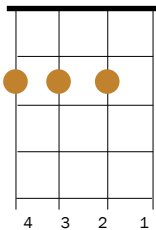
B



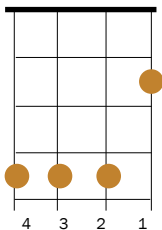
C



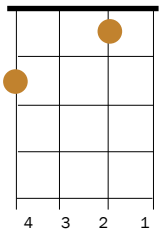
D



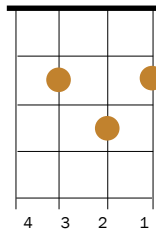
E



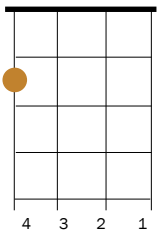
F



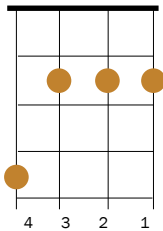
G



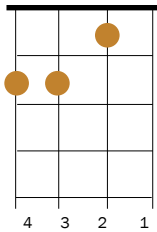
A minor



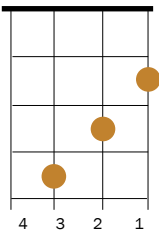
B minor



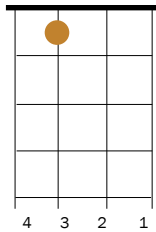
D minor



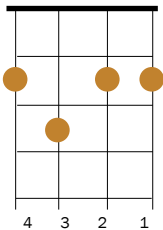
E minor



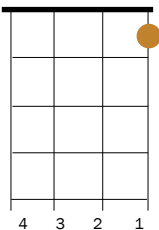
A7



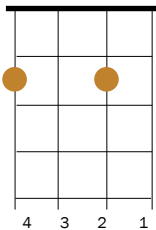
B7



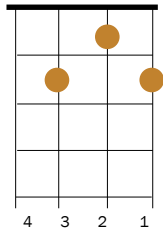
C7



D7



G7





MUB70S
Rosewood/Spruce
Baritone



MU50SE
Solid Cedar Top
with Electronics



MU75BK
All Mahogany
Concert



MU40NT
Natural Finish
Soprano



MU100CE
All Koa Concert
with Electronics



MU70
Rosewood/Spruce
Concert



MU40C
Natural Finish
Concert

See the entire family of Mitchell Instruments at:

